

Lesson 2

WHAT AN EXPERIENCE!

A LEAD-IN: GETTING SCARED ►►

Have you ever had experiences which have made you really scared? Can you describe one of these experiences?

B READING



Read Mark, Kostas and Nadine's chat on the Net. Mark writes about an experience he had when he was walking home.

From the chat it is not very clear to you how things happened. For a better understanding, number the pictures that follow 1-5 in the correct order.

Mark: Hi there! How is everything? Let me tell you about a **nasty experience** I had yesterday afternoon.

Nadine: What happened?

Mark: Someone **scared me to death**.

Kostas: What do you mean?

Mark: Someone who seemed to be sleeping inside a car suddenly sat up. She **raised** her hands as if she wanted to attack me.

Nadine: What made that so scary?

Mark: When I first saw the person, she was so still she seemed dead.

Nadine: Where was the car?

Mark: Parked in the street on the way home.

Kostas: Was it during the day or at night?


Mark: It was in the afternoon.

Kostas: What was the car like? Was it old? Did it look strange?


Mark: No, it was a very nice new **convertible**.

Nadine: Did you know the person? Was it someone who played a trick on you?


Mark: Yees, it was my cousin Susan and her sister. Silly girls! She and her sister had come to visit us. Her sister was in the car and Susan was hiding behind some bushes. They **played a trick** on me to scare me. I didn't think it was very funny!



a




b



c



d



e

C USEFUL WORDS TO RETELL THE STORY

Find out the meaning of the following words (in bold in the text). Link the numbers to the letters. Use a dictionary to help you, if necessary.

- | | |
|-----------------------------------|---|
| 1. nasty | a. lifted up |
| 2. play a trick | b. very bad, awful |
| 3. experience | c. terrified me |
| 4. scared the daylights out of me | d. to do something that makes the other person feel bad |
| 5. raised | e. something which happens to you |
| 6. convertible | f. car with folding roof |

1.^b..... 2. 3. 4. 5. 6.

You want to tell a friend about what happened to Mark. Rewrite the story using some of the vocabulary you learned above.

D I WAS FRIGHTENED



Discuss. Work with 3 or 4 other pupils.

- ✓ How would you feel if you were in Mark's shoes* when he saw the woman in the car?
- ✓ What do you think of the joke that Mark's cousin played on him?
- ✓ How do you think Mark felt when he realised what was going on? Can you blame him?
- ✓ Do you approve of this kind of humour? Have you had a frightening experience. How did it happen?

* To be "in someone's shoes" means to be in someone else's situation.



E LISTENING: THE BROWNS AND THE GUNSHOT



The Brown family were at home last Tuesday evening. Each member of the family was involved in their own activities when suddenly a gunshot was heard in the neighbourhood. The police arrived within minutes and interrogated all the people in the neighbourhood. Here's the conversation among some policemen and the members of the Brown family. Listen to it and match the pictures with the Browns.

Mr Paul Brown
Mrs Diana Brown
Charles Brown
Angela Brown
Sam Brown



1.

2.



3.

4.

5.



Study the following examples to see how we can talk about past events that happened or were happening at the same time. Fill in the picture with what was happening.

A BAD DAY

While I **was waiting** for the bus:
 a car **crashed** into the lamp-post,
 a child **dropped** her ice-cream,
 a dog **bit** another dog,
 a tall young man **slipped**
 on a banana skin, a fireman
saved a cat from the tree.
 a young man **fell off** his bicycle.



F SPEAKING: PART OF A STORY



Look at the following pictures. They give you part of a story. Work in groups and tell the story, giving your own ending to it. Then share your stories with the other groups.



If you find this activity too easy or too difficult, go to Appendix, page 145, Activity A.

G WRITE A SHORT STORY



You have decided to enter a short-story competition organised by an international magazine for young readers.

1. Work with your partners.
2. Use all the ideas you came up with in the Speaking task above to write your short story.
3. Remember to use linking words or phrases, such as *First*, *Then*, *After that*, *Finally*, *As soon as*, *While*, *When* etc. to make your story more interesting to read or listen to.
4. If you don't like the story in the task above, on a separate piece of paper write your own story (7-10 lines).
5. Use drawings or anything else you can think of to illustrate your story.

