

# Unit 2

## SCHOOL LIFE AND THE WORLD AROUND US

### **In this unit:**

- ✓ We read a school newspaper
- ✓ We write about good and bad habits
- ✓ We listen to pupils speaking about their school
- ✓ We speak about customs in different countries

*Let's get to know each other!*



## Lesson 1

## DO YOU LIKE COMPUTERS?

## A LEAD-IN ►►

Below is a page from the English newspaper at Mark's school. What type of texts are they? To find out, match the following types of text to the letters in the newspaper.

1. invitation .....      2. e-mail .....      3. menu .....


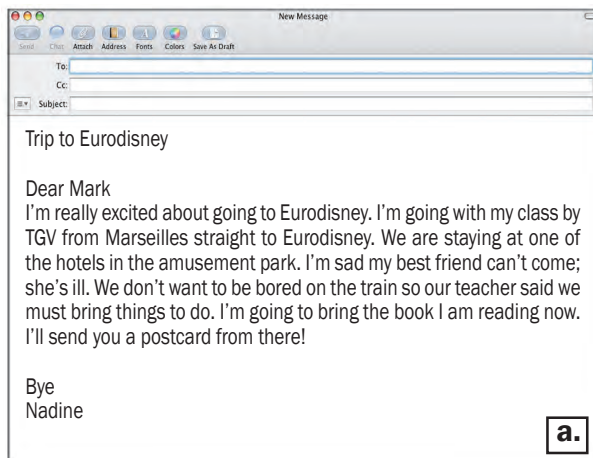
## B READING



## WEST WIMBLEDON'S SCHOOL NEWSPAPER

### NEWS FROM OUR SMALL WORLD

Nadine from France sends this email  
to her friends in our school



## School Halloween Party

Mrs Clark, the school headmistress, would like to invite all parents and children to this year's Halloween Party

Free light snacks & soft drinks will be offered  
by the Parent-Teacher Association

**Date:** Tuesday October 31st, at 6pm

**Place:** The School Playground

**c.**

Read the text carefully and answer the following questions.

- Nadine feels ..... about the school trip.  
a. sad                      b. bored                      c. excited
- Her best friend cannot come to the trip because she's .....  
a. sorry                      b. ill                      c. excited
- She's going to bring a .....  
a. book                      b. postcard                      c. teacher
- Mrs Clark invites all parents to attend .....  
a. the school Halloween Party                      b. their children's lessons                      c. the rehearsal
- How much do an apple pie and a bottle of water cost at the school canteen?  
a. 1.20£                      b. 1.30£                      c. 1.00£

## C WRITING




1. Mark's class is on the bus. Look at children's faces and write how they feel:

- a .....                      b .....  
c .....                      d .....  
e .....                      f .....

2. How do you feel...

- when you get a present?
- when you get some bad news?
- when your life seems the same every day?
- when someone takes your book without asking?
- when you break a friend's favourite toy?
- when you go on a school trip?



angry	sad	excited
happy	bored	sorry



## Learning strategies

### VOCABULARY

- If I don't understand a word
- I look it up in a dictionary
  - I ask my teacher

## D1 SPEAKING



**SCHOOL ROOMS:** In Mark's school you can find many special rooms/areas.

computer lab/chemistry lab/classrooms/library/school canteen/schoolyard/gym/toilets/dining room/Assembly Hall/Teachers' office/ Headteacher's office.

Do you have special rooms/areas in your school? Discuss with your partner and say what these rooms are used for. Name some objects you can find in each room.

## D2 LISTENING



**SCHOOL ROOMS:** Let's go back to Mark's school. Some pupils in his class have not gone on the trip. Listen to the following six dialogues and find out where in the school the pupils are at the moment. Justify your answers with your partner.

1. ....                      2. ....                      3. ....                      4. ....                      5. ....                      6. ....

## E ROLE PLAY GAME



Mark usually buys doughnuts in the school canteen. Do you have a canteen in your school? Do you like your canteen menu? Work in pairs to role play a dialogue at the school canteen:





### Canteen Menu

Muffin.....	70p
Apple pie .....	70p
Croissant .....	50p
Doughnut.....	50p
Orange juice....	60p
Apple juice.....	60p
Water .....	30p



Understand the difference!

### BRITISH POUNDS & EUROS

To buy things in Great Britain you use pounds (£) and pence (p).  
£1=100p

To change pounds into euros:  
£1= (about)1,60 €  
66p=1 €



#### Pupil A



You are the pupil. You have £2.  
You look at the canteen menu  
and decide to buy something.

#### EXAMPLE - USEFUL EXPRESSIONS

E.g. Hello! Can I have/I'd like .....  
How much .....? Thank you. Bye

#### Pupil B



You are the canteen owner. Answer the pupil's questions and ask him/her what he/she wants.

#### EXAMPLE - USEFUL EXPRESSIONS

E.g. Here's your change. Next, please. Yes, sure/Here you are/Anything else? It's ...p.

### GRAMMAR FOCUS

### Time Prepositions

Study the following phrases to learn how we can talk about time in English

#### On

On Monday, Tuesday...  
On May Day  
On Christmas Eve  
On February 12th  
On my birthday  
On weekdays

#### In

In the morning  
In the afternoon  
In the evening  
In June/July...  
In 2008  
In summer, winter...

#### At

At night/midnight  
At 9:00 o'clock  
At Christmas  
At Easter  
At the weekend  
At noon

## F1 WRITING



1. Mark's parents have lost the invitation to the Halloween Party. Can you give the answers to the following questions?

- When is the party? .....
- What time does the party start? .....
- Where is the party? .....

## F2

Kostas gets many e-mails. Some of his friends write to Kostas telling him what they love eating. Here is part of their e-mails: Which one is Mark's?

- "Our favourite foods are: pizza, fizzy drinks, popcorn, barbeque-flavoured crisps, apple pie and ice-cream."
- "I like apple-pie, doughnuts and ice-cream."



Fast food: a bad eating habit?

Kostas knows eating too much of this kind of food is unhealthy so he wants to ask his friends a few questions. Through the questions he wants to make them understand they should eat this kind of food. What are some of the questions Kostas will ask:

- .....
- .....

## G PORTFOLIO



Write a small paragraph for your portfolio about your habits. Include all or some of the things you discussed with your partner. Add comments about how you feel when you do these things. You can put a title to this work and add drawings or photos.

## PROJECT



**EITHER** Get into two teams. One team will bring magazine pictures showing feelings which are positive and the other team feelings which are negative. The first team will act out their feelings and the second team will guess the English words. At the end stick the pictures on to cardboard and write the words representing feelings under each photo.

**OR** You can collect pictures or you can draw food items. Then, you can work with your group and agree on making your favourite Canteen Menu. Add prices and show it to the class. Think about healthy eating. Explain to them why you prefer these things on the menu.