

# Lesson 2:

## Let's make some sandwiches



### 1 Warm - up

☀ Can you cook? Can you make a sandwich? Can you boil an egg or make an omelette? Which is your favourite food?

### 2 Listen, read and find

The children are at the home. Listen, read and find: "Who doesn't like butter?"



**Nick:** OK. I think we've got everything for the sandwiches.

**Andrew:** I can spread the butter and put the ham on the bread.

**Nick:** OK. And then, Sophia can add the cheese and Betty can boil and slice the eggs. I can add the egg and put the sandwiches in a napkin.


**Betty:** Hey, Andrew! Don't spread so much butter! I don't like it! And, put two slices of ham. I like ham!

**Sophia:** No, Andrew, put two slices of cheese! I like cheese!

**Betty:** Hey, go easy on the cheese, there isn't much. And don't put any egg in my sandwich; I don't like it very much.

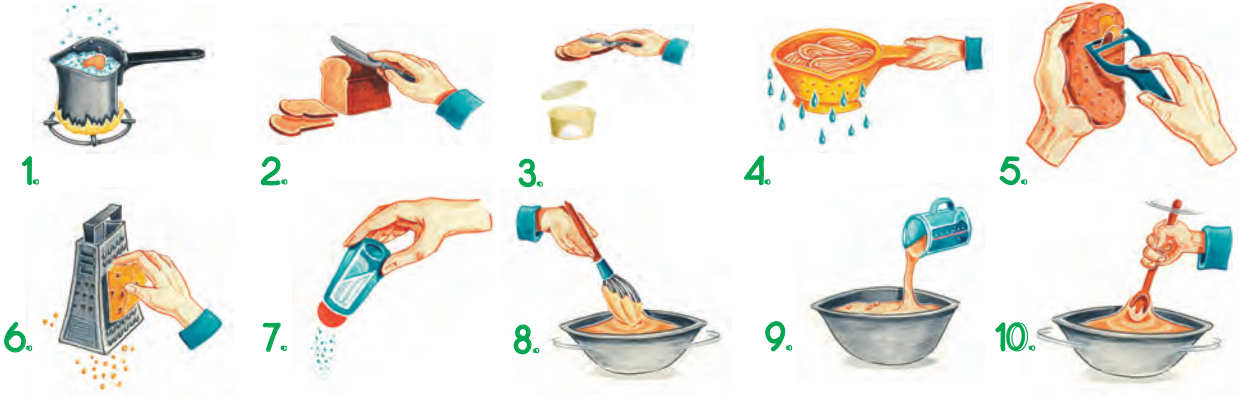
**Nick:** Don't fight! Listen to me! Don't put much butter, put one slice of cheese and one of ham and two slices of egg in all the sandwiches, and that's it!

You've got 1 minute to find the secret word. It's another thing that the children can put in the sandwiches. Write the word:.....Then, count the letters and write down your score:.....



3  **New words!**

Do you want to learn how to cook? Match the words to the pictures. Write the letters next to the numbers.



- a) slice,    b) boil,    c) spread,    d) add,    e) mix,  
 f) grate,    g) drain,    h) beat,    i) peel,    j) pour

1.....,    2.....,    3.....,    4.....,    5.....,  
 6.....,    7.....,    8.....,    9.....,    10.....

4  **Read and match**

Look at the photos and put the phrases in the correct order. Put numbers in the boxes. Learn how to make a **potato salad**.




**INGREDIENTS**

- ✓ two potatoes
- ✓ three eggs
- ✓ some parsley
- ✓ some oil
- ✓ some lemon

- POTATO SALAD**
- Cut the parsley
  - Mix some mayonnaise with some oil and some lemon in a bowl
  - Boil the potatoes
  - Boil the eggs
  - Slice the eggs
  - Mix all the ingredients in a bowl
  - Peel and cut the potatoes

5   Read and write

Andrew wants to make a **Spanish omelette** for his friends, but some words are missing and he can't read the recipe. Can you help him? Put the missing words in the blanks. Choose from these words. But **be careful!** There are two words you don't need:











*slice, boil, spread, add, wash, cut, mix, beat, peel, pour (X2)*

**You need:** two eggs, one potato, one onion, some oil, some salt, a frying pan

..... and ..... the potato and then ..... it. .... the onion into small pieces. .... the oil into the frying pan and ..... the onion and the potato, when it is hot. Break and ..... the eggs in a bowl. Add some salt and ..... well. .... the eggs in the frying pan over the onion and the potato. Fry the omelette on both sides.

6   Listen and write

**Pancakes** are a traditional British and American dish. In Britain, people eat them hot with lemon and sugar. In the USA, they are a traditional breakfast dish and children like it. They usually eat it with butter and maple syrup. Listen to a recipe for pancakes and put the pictures in the correct order. Write numbers in the boxes. Then you can make pancakes for your family!

1.  <input type="checkbox"/>	2.  <input type="checkbox"/>	3.  <input type="checkbox"/>	4.  <input type="checkbox"/>
5.  <input type="checkbox"/>	6.  <input type="checkbox"/>	7.  <input type="checkbox"/>	8.  <input type="checkbox"/>



7) 😊 Let's play!  
Sweet or salty?

<b>START</b>	sweet	salty	sweet	salty	sweet
sweet	<b>STUDENT A</b>				salty
salty	omelette	ice cream	ham	crisps	sweet
sweet	peanuts	cola	oranges	sugar	salty
salty					sweet
sweet	<b>STUDENT B</b>				salty
salty	marmalade	lemonade	chips	sweets	sweet
sweet	cheese	pop corn	cake	honey	salty
salty	sweet	salty	sweet	salty	sweet



Play the game in pairs. One of you is **Student A** and the other is **Student B**. Use your pencil as a dice (if you don't remember how to make a dice, go to Unit 3, lesson 2). Start at the **START** square, throw the dice and move on the orange and yellow squares. If you land on **sweet**, find something sweet in your squares and read the word out. If you land on **salty**, find something salty in your squares and read the word out. The first student to find and read all his/her words out is the **winner**.



*Remember!*

This is how we talk when we follow a recipe:

Beat the eggs, Peel the potatoes, Add salt and pepper, Heat the oil