


Lesson 3: At the festival

1. Circle the phrases.



Who's this nice to
 are you doing
 you're right
 thank a million
 great idea
 respect my
 she's here
 come
 the emperor

2. Listen and tick.



	emperor	tailor
1	<input checked="" type="checkbox"/>	<input type="checkbox"/>
2	<input type="checkbox"/>	<input type="checkbox"/>
3	<input type="checkbox"/>	<input type="checkbox"/>
4	<input type="checkbox"/>	<input type="checkbox"/>
5	<input type="checkbox"/>	<input type="checkbox"/>
6	<input type="checkbox"/>	<input type="checkbox"/>




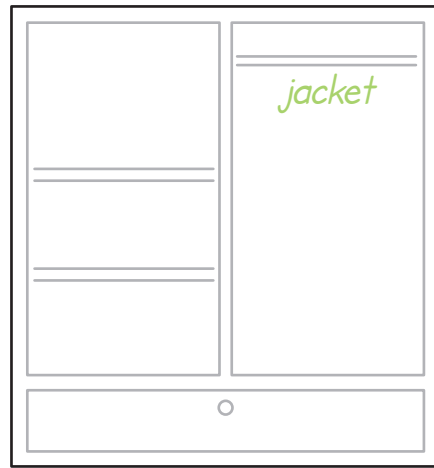
Unit 6: The emperor's new clothes



3. Put the words in the correct groups.



~~jacket~~ ~~cheese~~ ~~kangaroo~~ ~~living room~~ hat mole
 socks shirt bedroom weasel cookies lollipops kitchen
 nuts panda chocolate bathroom trousers monkey



4. Colour the words to find the phrase.




1. blue

2. red

3. green

4. pink



Art time!

Choose clothes for the Emperor to wear.
Draw and colour them.



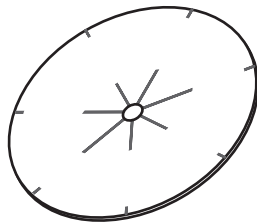
Project



Design your own spin wheel with clothes and colour them.



You can find it on page 105.



Unit evaluation

How many stars for...?

The story



Songs and rhymes



Games / puzzles



Which are your favourite words and phrases? Write and say.



.....

.....

.....

.....

.....