

Lesson 2: On the big island



1. Match the picture with the word.





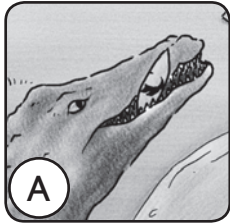
koala

crocodile

kangaroo

parrot

monkey



2. Circle the correct word.




1. Look at the happy / angry pirate!
2. Look at the cute / angry kangaroo!
3. Don't be angry / afraid!
4. I'm happy / afraid!
5. Look at the happy / angry crocodile!
6. Three excited / angry friends!

3. Put the words in the correct place.

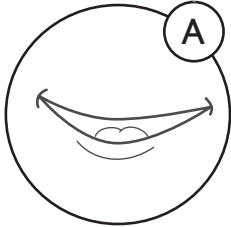


ear mouth tooth tummy eye

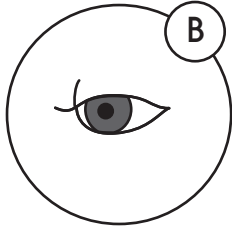





4. Circle the correct word.



mouth
tooth
ear
tummy




ear
tummy
eye
tooth



eye
tummy
mouth
tooth



eye
ear
tummy
tooth



mouth
tummy
tooth
ear



5. Can you find the magic phrase?

A	B	C	D	E	F	G	H	I	J	K	L	M
N	O	P	Q	R	S	T	U	V	W	X	Y	Z



6. Listen and write.



- Let's find the t r e a s u r e.
- Hello friends! W _ l c _ _ _ e to Australia.
- What's this? It's a bamboo l _ _ _ f.
- What's this in your _ _ o u _ _ ?
- Where can you find p _ _ _ d _ _ s ?
- Look, Captain! It's a p _ _ z _ _ _ e.