





Lesson 2: A magic key!

1. Listen and number the correct picture.




2. Circle the correct word.



- 1. The stone is in / on the pond.
- 2. The key is under / in the grass.
- 3. The flower is in / under the tree.

- 4. The key is under / in the nest. >>
- 5. The flower is in / under the nest. >>



3. Write the words and say the chant.



Look for a , look for a




Look for a under the



4. Spot the differences.

In picture 1, the nest is under the tree.
In picture 2, the nest is in the tree.



5. Do the crossword.



- 1.
- 2.
- 3.
- 4.
- 5.
- 6.
- 7.
- 8.

		1.		2.			
3.	g						
	a						
	r	4.					
	d				5.		
	e	6.					
7.			n				
					8.		